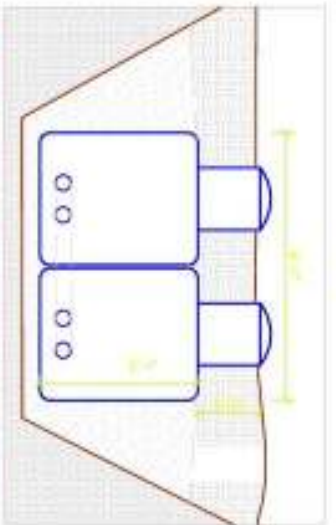
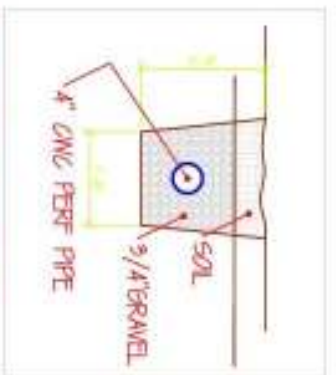


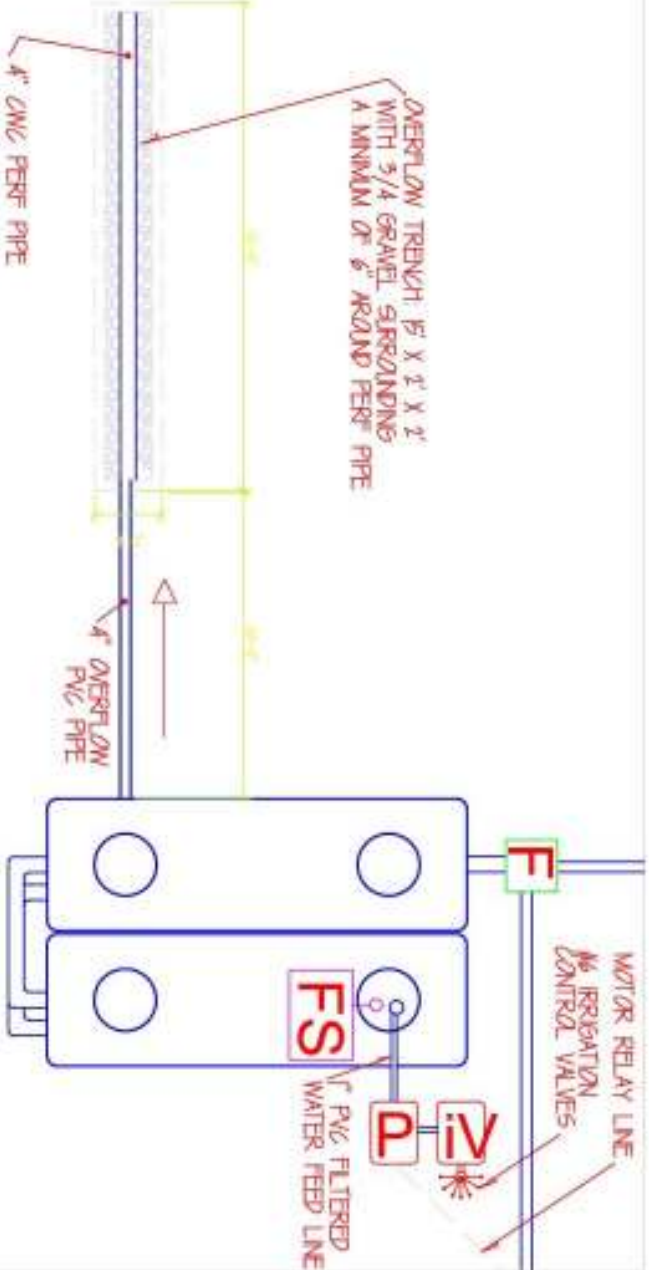
SUMP BOX / CANVALE PLAN
SCALE: 1" = 1'-0"



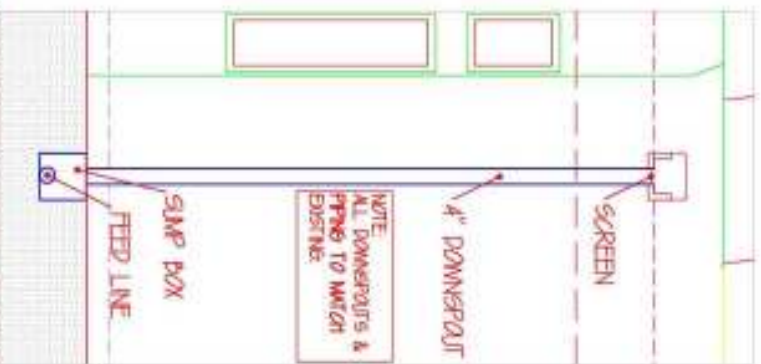
BURIED SELF-LEVELING CISTERNS
SCALE: 1/4" = 1'-0"



OVERFLOW TRENCH
SCALE: 1/2" = 1'-0"



FILTER-TANK-DISPERSION
SCALE: 1/4" = 1'-0"



DOWNSPOUT / SUMP SECTION
SCALE: 3/8" = 1'-0"

NOTE:
ALL DOWNSPOUTS &
FITTINGS TO MATCH
EXISTING.

RAINWATER PLAN
SANTA FE, NM

Harvest H20
santa fe, nm
Doug Pushard
505-603-5498

DRAWN BY:
KARI BREMER

REVISIONS:
4 MARCH 2009
6 MARCH 2009
2 APRIL 2009

C-101